



Reporting on this indicator enables countries to track progress towards SDG Target 6.5: By 2030, implement integrated water resources management at all levels, including through transboundary cooperation as appropriate. In 2017, 172 countries reported on the status of IWRM implementation, based on a country survey. This sheet provides a summary of national reporting during the baseline period.

The indicator score is an average of the four IWRM dimension scores, which are themselves averages of the question scores.

Bahrain

REGION: **Northern Africa and Western Asia**

2017 IWRM IMPLEMENTATION STATUS




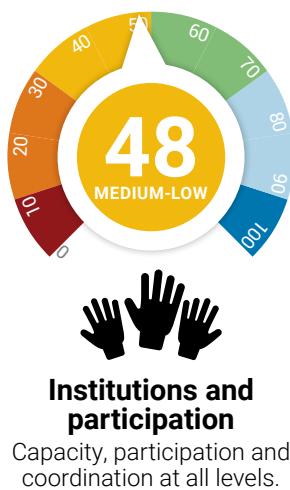

Country baseline IWRM score: **40**

IWRM implementation category: **MEDIUM-LOW**

| Global average

| Northern Africa and Western Asia average

UNDERLYING IWRM DIMENSIONS



Simple interpretation of 6.5.1 IWRM implementation category

Very high	91-100:	Vast majority of IWRM elements fully implemented and objectives consistently achieved.
High	71-90:	Objectives of programmes generally met, stakeholder engagement generally good.
Medium-high	51-70:	Capacity to implement IWRM elements under long-term programmes generally adequate.
Medium-low	31-50:	Elements of IWRM generally institutionalized, and implementation underway.
Low	11-30:	Implementation of some elements of IWRM begun, but potentially low stakeholder engagement.
Very low	0-10:	Development of IWRM elements generally not begun, or stalled.

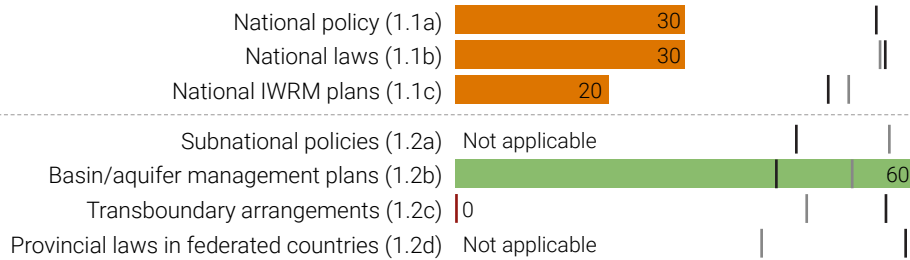
SDG INDICATOR 6.5.1 NATIONAL SCORES BY SURVEY QUESTION



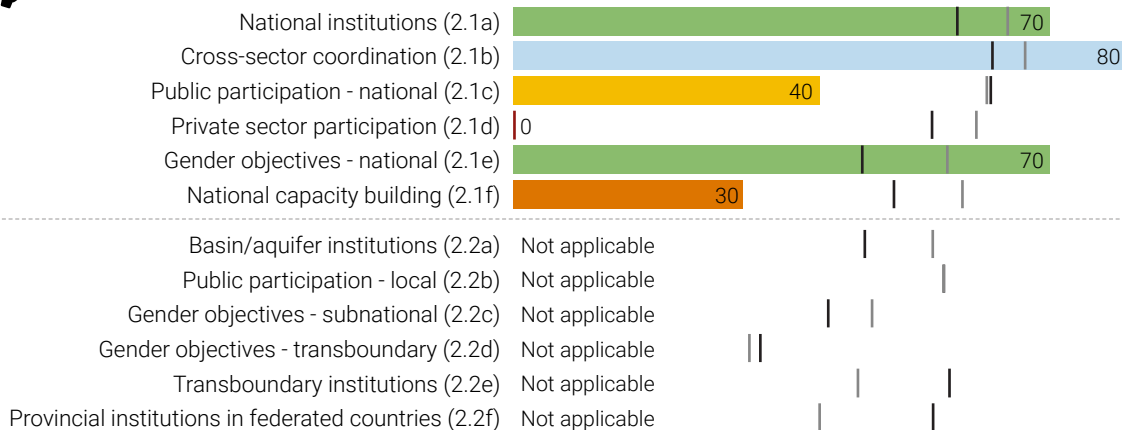
Enabling environment

Global average

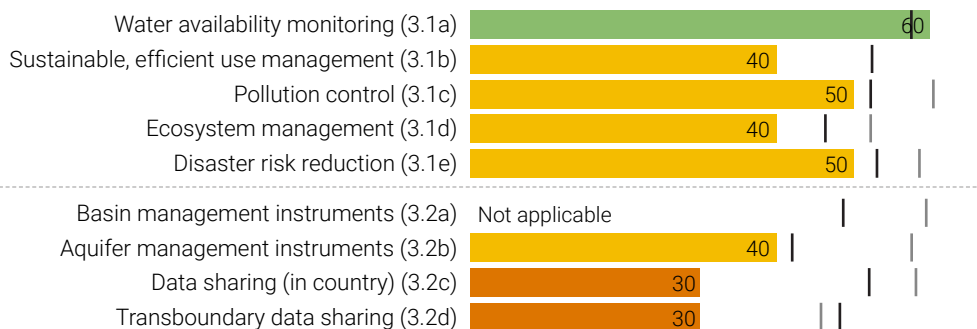
Northern Africa and Western Asia average



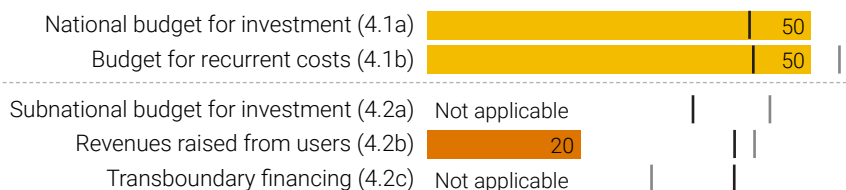
Institutions and participation



Management instruments



Financing



Note that questions in the 2017 survey may differ from the latest survey.



SDG indicator 6.5.1 monitoring and reporting

